

## MULTIPLE SEXUAL BEHAVIOR AND CONDOM USE

Among the general population, there was low risk perception on casual sex and condom use. This was higher (58.6%) among the young people as compared to the adults (36.7%).



36.7% of Adults (15+) had sex with someone who was not their marital or cohabiting partner.



58.6% of Young people had sex with a non-marital, non-cohabiting partner in the preceding 12 months.

### CONDOM USE

Only 33.4% of adults reported using condoms during sexual encounter with a non-marital or non-cohabiting partner in the last 12 months.

(Source: UPHIA 2017)

## PREVALENCE OF RECENT INTIMATE PARTNER VIOLENCE

There was more intimate partner violence among adolescent girls than the adolescent boys

Among ever-married or partnered older adolescent girls and young women

7.8% Reported experiencing physical violence Sexual Violence 4.2%

By age, the prevalence of self-reported physical or sexual Intimate Partner Violence in the last 12 months

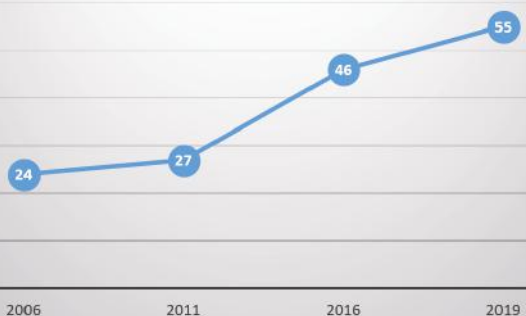
3.6% Older adolescent Boys Young Men 1.8%

(Source: UPHIA 2017)

## SAFE MALE CIRCUMCISION

The 2020 Ministry of Health epidemiological report states that coverage of safe medical circumcision increased to 50% in 2019 as compared to 27% in 2011.

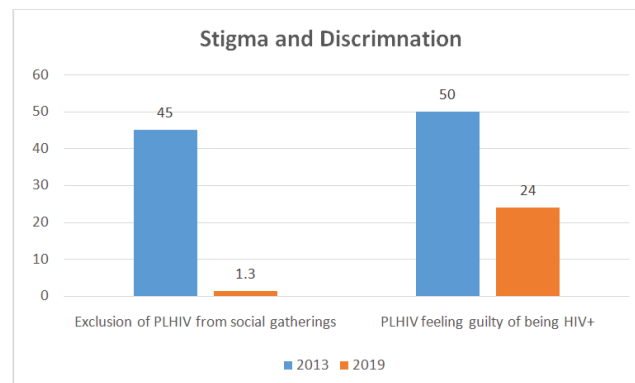
### Safe Male Circumcision trends(%)



(Source: UDHS and Ministry of Health)

## REDUCTION IN STIGMA AND DISCRIMINATION

Uganda made significant progress in reduction of stigma and discrimination against the People Living with HIV. External stigma and discrimination reduced from 24% in 2013 to 1.3% in 2019. More efforts are required to reduce internal stigma (PLHIVs feeling guilty of being HIV+).

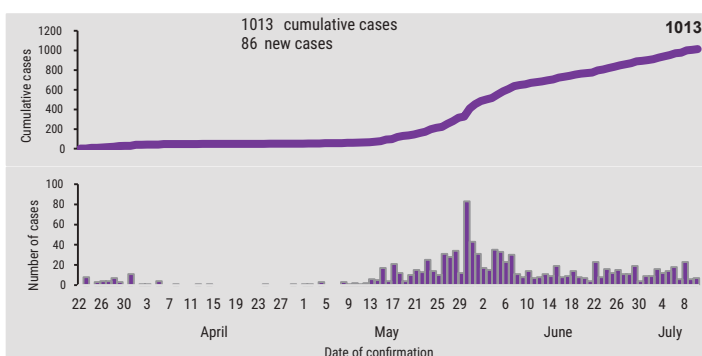


(Source: NAFOPHANU Second National Stigma Index Study 2019)

## UGANDA CROSSED THE 1,000 CUMULATIVE NUMBER OF NEW COVID-19 CASES

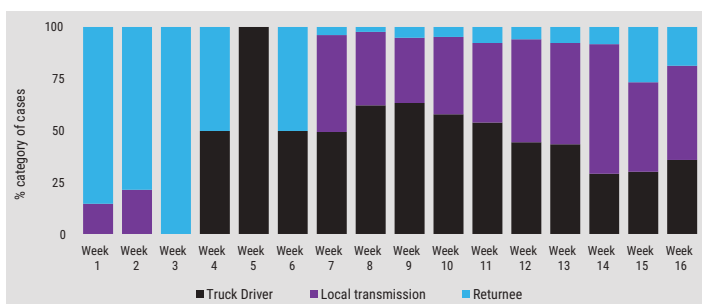
Uganda registered a total number of 1,013 COVID19 cases as of 10<sup>th</sup> July, 2020. Most of the initial cases were returnees from abroad, cross-border truck drivers and their contacts. But currently, community transmission is on the increase.

### Epidemic Curve of COVID-19 Cases in Uganda, 2020



(Source: COVID-19 Analytical Study Report 11: Ministry of Health)

### Type of Cases In Uganda



(Source: COVID-19 Analytical Study Report 11: Ministry of Health)

## CALL TO ACTION

Uganda AIDS Commission and Partners call upon you to take personal responsibility to end AIDS.



Stop new HIV infections by encouraging Abstinence, Being Faithful and Condom use.



Promote safe male medical circumcision.



End stigma and violence against people Living with HIV.



Parents and guardians, ensure that all children living with HIV take their ARV treatment well in order to have their viral load suppressed.



Men escort your pregnant wife for Antenatal care.



Leaders ensure that all people living with HIV access treatment.



## STAY SAFE FROM CORONA VIRUS



Washing hands frequently with soap and water (for 40–60 seconds)



Avoiding close contact with anyone who has a fever or cough.



Seek medical care incase of fever, a cough and difficulty breathing



Have a supply of your necessary medical supplies on hand



Know how to access treatment and other supports



Cover your mouth and nose with a flexed elbow or tissue when coughing or sneezing.



Staying home when you are ill.



Wear a medical mask and stay away from others



Contact your clinic by telephone incase you need advice.

## EDITORIAL TEAM



# FACTS ON HIV AND AIDS IN UGANDA 2020



**UGANDA AIDS COMMISSION**  
Under The Office Of The President



FOR MORE INFORMATION, PLEASE CONTACT:  
Uganda AIDS Commission Secretariat  
Plot 1/3 Salim Bey Road, Ntinda,  
P.O. Box 10779, Kampala.  
@nac@uac.go.ug | +256 414 699502  
https://uac.go.ug | @aidscommission  
UgandaAidsCommission

## INTRODUCTION

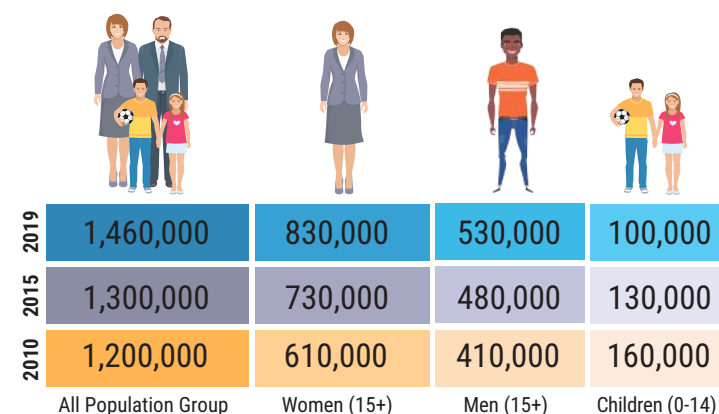
This fact sheet gives the status of the National HIV and AIDS situation in Uganda as of December 2019.

## HIV AND AIDS BURDEN



The total number of People Living with HIV (PLHIV) was 1,460,000 as of Dec 2019 as compared to 1,200,000 in 2010.

### Number of People Living with HIV disaggregated by age group and Sex

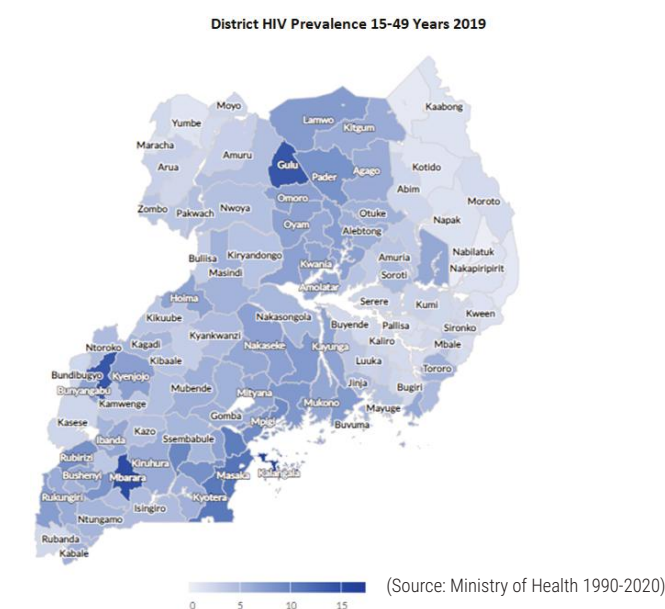


## HIV Prevalence Rate

According to the Ministry of Health estimates 2019, the HIV prevalence among adults (15-49 years) in Uganda is 5.6%. The prevalence is higher among females (6.9%) as compared to the males (5.3%).

## HIV PREVALENCE BY DISTRICT

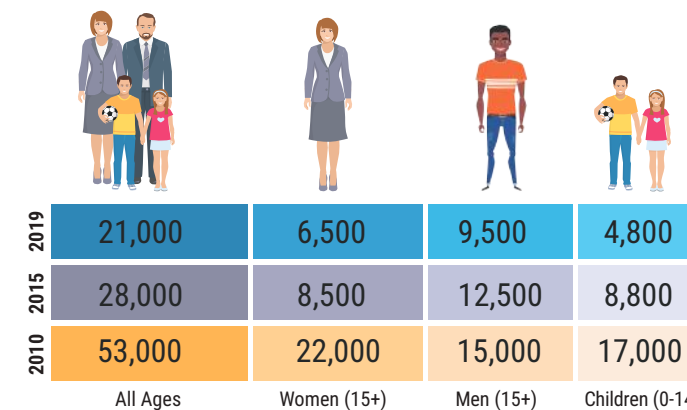
The HIV prevalence in Uganda varies from district to district. The district with the highest HIV prevalence was Kalangala (18.0%) while Nabilatuk District had the lowest prevalence (0.2%) in the country. The map shows HIV prevalence across the districts.



## ANNUAL AIDS RELATED DEATHS

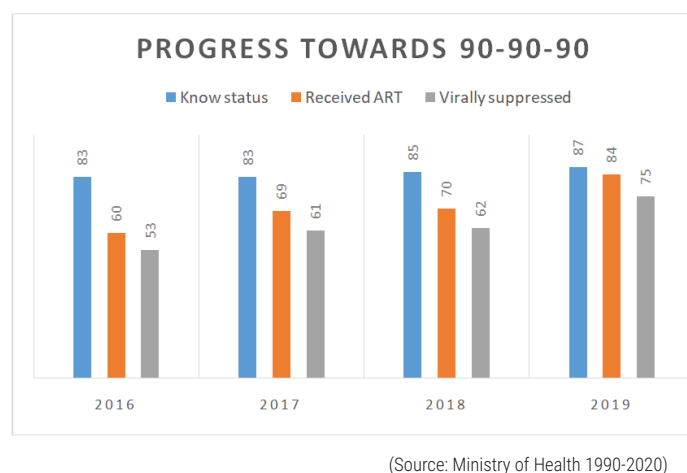
The annual AIDS related deaths reduced to 21,000 in 2019 from 53,000 in 2010

Reduction on the total annual AIDS related Deaths based on age group and sex.

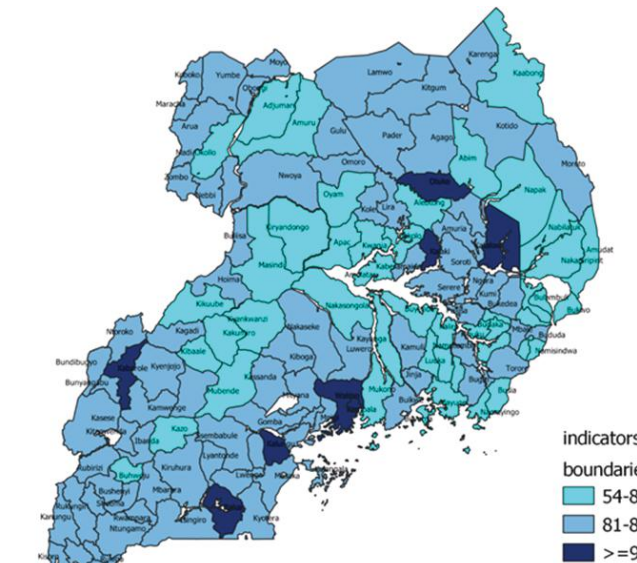


## THE PROGRESS TOWARDS 90-90-90 TARGETS

Uganda is among the 14 countries globally to attain the 2<sup>nd</sup> and 3<sup>rd</sup> 90:90:90 targets. Significant progress is being made towards achieving the 1<sup>st</sup> 90 target.



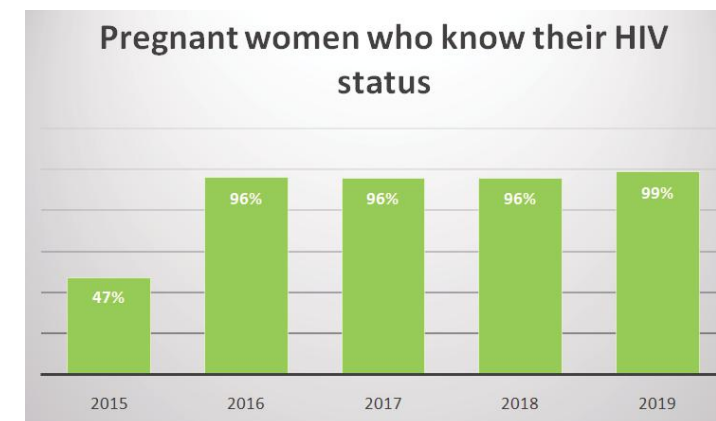
## 2019 DISTRICT ART COVERAGE



(Source: Ministry of Health 1990-2020)

## ELIMINATION OF MOTHER TO CHILD HIV TRANSMISSION

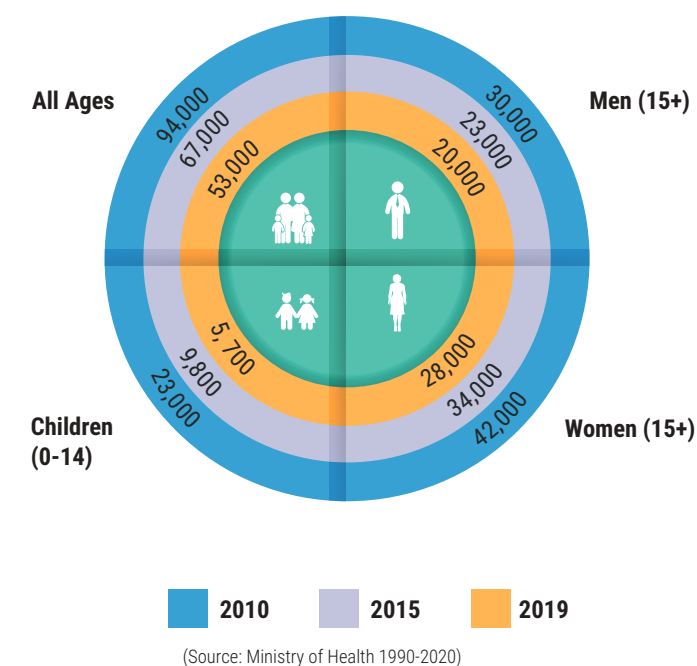
Early Infant Diagnosis has increased from 40% in 2015 to 56% in 2019. Final vertical transmission rate in 2019 was 5.95% and this averted about 17,000 new HIV infections.



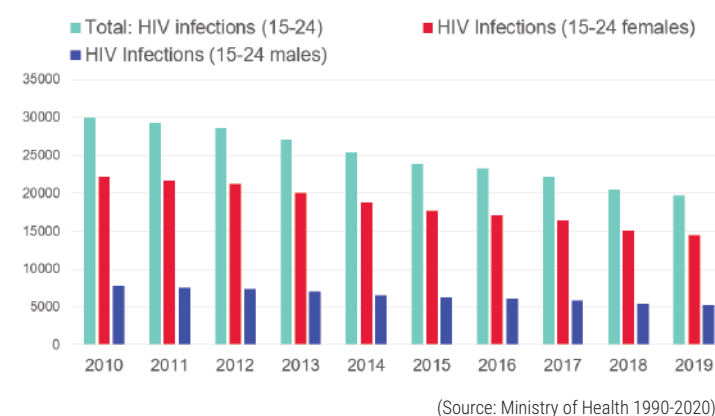
## New HIV Infections

The number of new HIV infection reduced to 53,000 in 2019 as compared to 94,000 in 2010.

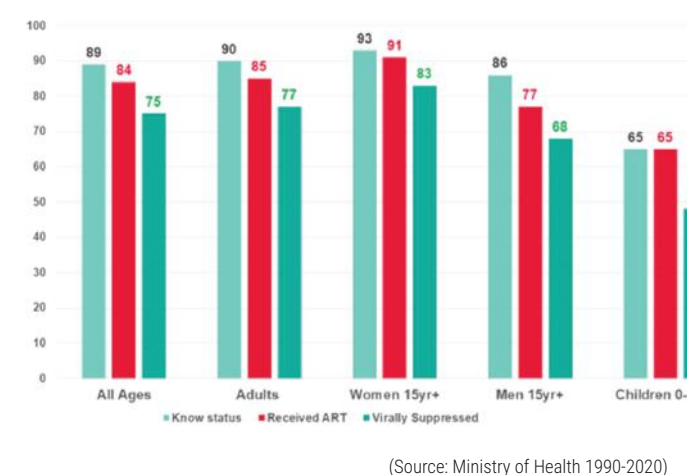
### New HIV Infection disaggregated by age group and Sex



### Number of new HIV infections – Young people (15-24years)



## 2019 TREATMENT CASCADE (90-81-73)



### ART Coverage among HIV+ Pregnant women

